



SIT
Group

LN PRODUCT LINE

FLUE SYSTEMS



Index

Twin Flue System 80	2
Twin Flue System 60	8
Coaxial System	10
Flue System Kit	13



TWIN FLUE SYSTEM 80 SERIES

CHARACTERISTICS

- Extruded aluminium tubes (alloy 6060), 1 mm thickness
- EN 1070 alloy is available in the applications where the condensate presence and 1.5 mm thickness are requested
- Die-casted aluminium elbows
- Painting by special epoxy polyester and polyester powders. The color can be customised
- Approved silicon O-ring
- Connection resistance according to the regulations EN 1443, EN 483, EN 1856
- Exhaust outlet terminals: tinfoil, inox and plastic
- Inlet terminals: plastic and inox
- Wall Seals: plastic, tinfoil, aluminium, EPDM to cover the tube passage through the external part.




APPLICATIONS

The system is used in Type C boilers (EN 437) where the comburent air supply and the outlet of the combusted products happen in Ø80 independent tubes.

The System is completed by adaptors, twin flue adapters and diffusers for the boiler start, tubes, elbows and terminals both for outlet/inlet in vertical walls and for outlet/inlet in orizontal walls.

The System is in accordance with the strictest aerodynamic requirements .

CODES-CHARACTERISTICS



Tubes

Code	Color	Material	Type	Length [mm]	Thickness [mm]	Connection
93148022	white	Al	extruded	3000	1	M-M
93148025	white	Al	extruded	1000	1	M-F
93148026	white	Al	extruded	500	1	M-F
93148030	white	Al	extruded	250	1	M-F
93148032	white	Al	extruded	2000	1	M-F

CODES-CHARACTERISTICS



Elbow

Code	Color	Material	Type	Thickness [mm]	Connections	Angle	Average radius [mm]	Test point
93320024		Al	Die casted	1.5	F-F	90°	40	
93320025		Al	Die casted	1.5	M-F	90°	40	1/M
93328025	white	Al	Die casted	1.5	M-F	90°	40	
93328027	white	Al	Die casted	1.5	M-F	45°		
93328028	white	Al	Die casted	1.5	F-F	90°	40	
93328029	white	Al	Die casted	1.5	M-F	90°	40	1/M
93328038	white	Al	Die casted	1.5	M-F	90°	70	



Monobloc Twin flue adaptor

Code	Color	Diameter	Material	Test point	Condensation collector	Inlet Boiler connection	Outlet Boiler Connection	Outlet connection
93458008	white	60/100 80/80	Al		●	Flange	F	F+ F
93458012	white	60/100 80/80	Al	2		Flange	F	F+ F
93458014	white	60/100 80/80	Al	2	●	Flange	F	F+ F

CODES-CHARACTERISTICS



Outlet terminals

Code	Color	Material
93520001		S-Steel
09353006		Plastic
93520002		S-Steel
93528001	Black	Al

Stub pipe

Code	Color	Material	Type	Length [mm]	Thickness [mm]	Connections	Test point	Condensation collector
N99208019	white	Al	extruded	100	1			
N99208021	white	Al	extruded	130	2		1	
N99208028	white	Al	extruded	62			1	
N992080061	white	Al	extruded	135	1.5	MF		●



Tee condensation collector cap

Code	Material
N42100054	Plastic

CODES-CHARACTERISTICS



kit clamp -seal

Code

Color

Outlet connection

N99408009

white

F



Lip o-ring

Code

Material

N93610003

silicone




Clamp

Code

Color

N99208013

white



Seal

Code

Color

Material

N99200002

white

Al

N99200011

white

silicone

N99200016

white

silicone

CODES-CHARACTERISTICS



TEE Diffuser

Code	Color	Material	Type	Thickness [mm]	Inlet Boiler connection	Outlet Boiler Connection	Outlet Connection
N93418001	white	Al	extruded	1	Flange	F	F+F
N93428001	white	Al	extruded	1		F	F+F
N93448001	white	Al	extruded	1		F	F+F



Flange Adaptor

Code	Color	Material	Type	Thickness [mm]
N99208018	white	Al	extruded	1

Adaptor

Code	Color	Material	Type	Thickness [mm]	Inlet Boiler connection	Outlet Boiler Connection	Outlet Connection
N99208070	white	Al	extruded		Clamp	M	
N992080701	white		extruded	1	Clamp	M	F

CODES-CHARACTERISTICS



Conical Adaptor

Code

Material

Diameter

N93718006

Al

60/80

TWIN FLUE SYSTEM 60 SERIES

CHARACTERISTICS

- Aluminium tubes (alloy 6060) 1 mm thickness
- EN 1070 alloy is available in the applications where the condensate presence and 1.5 mm thickness are requested
- Die-casted aluminium elbows
- Painting by special epoxy polyester and polyester powders. The colour can be customised
- Approved silicon O-ring
- Connection resistance according to the regulations EN 1443, EN 483, EN 1856
- Exhaust outlet terminals: tinfoil, inox and plastic
- Inlet terminals: plastic and inox
- Wall Seals: Plastic, tinfoil, aluminium, EPDM to cover the tube passage through the external part.




APPLICATIONS

The system is used in Type C boilers (EN 437) where the comburent air supply and the outlet of the combusted products happen in $\varnothing 60$ independent tubes.

The System is completed by adaptors, twin flue adaptors and diffusers for the boiler start, tubes, elbows and terminals both for outlet/inlet in vertical walls and for outlet/inlet in orizontal walls.

The System is in accordance with the strictest aerodynamic requirements.

CODES-CHARACTERISTICS



Tubes

Code	Color	Material	Type	Length [mm]	Thickness [mm]	Connection
N93130073		Al	extruded	1000	1	M-F
N93138010	white	Al	extruded	1000	1	M-F
N931300721		Al	extruded	500	1	M-F
N931380081	white	Al	extruded	500	1	M-F

CODES-CHARACTERISTICS



Elbow

Code	Color	Material	Type	Thickness [mm]	Connection	Angle	Average radius [mm]
N93310001		Fe	Welded	1	M-F	90°	38
N93310021		Al	Die casted	1.5	M-F	90°	30
N93310022		Al	Die casted	1.5	F-F	90°	30
N93310023		Al	Die casted	1.5	M-F	45°	
N93318014	white	Al	Die casted	1.5	M-F	90°	30
N93318015	white	Al	Die casted	1.5	F-F	90°	30
N93318016	white	Al	Die casted	1.5	M-F	90°	

Accessories

Code	Description	Color	Material
N93510001	Stainless steel outlet terminal		Inox
N93610001	Silicone O-Ring		Silicone
N93610005	Silicone Lip O ring		Silicone
N99208001	Wall seal	white	Al
N99200053	Silicone wall seal		Silicone

COAXIAL SYSTEM 60/100

CHARACTERISTICS

- 90° Elbow for the boiler connection with/without test point
- Ø60 internal elbow: Pressure die-casted or pressed aluminium (available in F/F and M/F versions)
- Ø100 external elbow: tinplate, pressure die-casted or pressed aluminium and plastic (available in versions with/without flange on the boiler connection side, M and F on the opposite side)
- Tubes (available in different lengths): Ø60 internal tube, aluminium M/F (alloy 6060) 1 mm thickness (alloy EN 1070 1,5 thickness on request).
- Ø100 external tube: M/F or M/M, tinplate or welded aluminium, extruded aluminium (alloy 6060)
- Painting by special epoxy polyester and polyester powders. The color can be customised
- Ø60 Approved silicon O-ring
- Ø100 Approved EPDM O-ring
- Connection resistance according to the regulations EN 1443, EN 483, EN 1856
- Outlet / inlet approved terminals: tinplate, inox and plastic
- Wall Seals: plastic, tinplate, aluminium, EPDM to cover the tube passage through the external part
- **The System is completed by extensions, 90° and 45° intermediate elbows, short extension tubes with/without flange for the vertical connection from boiler, adapters for the conversion from the 60/100 system to the twin flue system or from 60/100 coaxial system to 80/125 coaxial system**
- **Kit are available with all the necessary for the boiler and outlet connection to the external wall:**
- **90° ring completed by O-rings**
- **750mm or 860mm tubes with terminal**
- **Internal/external wall seal**
- **Bolts and screws and gaskets to fix the elbow to the boiler and to connect the elbow and tubes.**



APPLICATIONS

The system is used in Type C boilers (EN 437) in which combustion products are drained through the internal tube (Ø60) and the comburent air enters the boiler through the external tube (Ø100) and the internal tube (Ø60).

The system is completed by short extension tubes and elbows for the connection to boiler, tubes, elbows for the intermediate extensions and terminals.

The system is in accordance with the strictest aerodynamic requirements.

CODES-CHARACTERISTICS



Extension

Code	Color	Material	Type	Length [mm]	Thickness [mm]	Connection
N932280011	white	Al/Al	extruded/extruded	1000	1./1.	M-F
N932280151	white	Al/Al	extruded/extruded	1000	1./1.	M-F
N93938034	white	Al/Al	extruded/extruded	1000	1./1.	M-M



Elbow

Code	Color	Material	Type	Thickness [mm]	Connection	Angle	Average radius [mm]	Test point	Inlet Boiler connection	Outlet Boiler connection	Outlet connection
N93958206	white	Al/Al	pressed	0,8/0,8	FF/MM	90°	65				
N93958208	white	Al/Al	pressed	0,8/0,8	FF/FIM	90°		2	FL	F	F/M
N93958209	white	Al/Al	pressed	0,8/0,8	FF/MM	45°					
N93958219	white	Al/Al	pressed	0,8/0,8	MF/MM	90°	65				
N93958220	white	Al/Al	pressed	0,8/0,8	MF/MM	90°	65	2		F	
N93958221	white	Al/Al	pressed	0,8/0,8	FF/FIM	90°	65		FL	F	F/M
N93348007	white	Al/Al	pressed	0,8/0,8	FF/MM	90°	65	2			
N93348008	white	Al/Al	pressed	0,8/0,8	FF/FIM	90°	65	2	FL	F	
N93348014	white	Al/Al	pressed	0,8/0,8	FF/FIM	90°					
N93348015	white	Al/Al	pressed	0,8/0,8	FF/MM	90°	65				



Short extension tubes

Code	Color	Material	Type	Thickness	Connection	Test point	Outlet Boiler connection	Outlet connection
N99208022	white	Al/AL	extruded	1./1.	FF/ FI M	2	F	F/M
N99208023	white	Al/AL	extruded	1./1.	FF/ M M	2	F	F/M

CODES-CHARACTERISTICS

Conical adapter kit

Code	Color	Diameter	Material	Type	Thickness [mm]	Connection
N994081650	white	60M 80F / 100M 125F	Al/Al	extruded	1./1.	MF/MF

Accessories

Code	Description	Color	Diameter	Material
N99200021	Neoprene seal	black		Neoprene
N99200029	Triangle spring			S-Steel
N99200092	Adesive Neoprene seal	black	125	Neoprene
N99200130	Silicone seal		95/95	
N99208003	Wall seal	white	100	
N99208007	Clamp		100	
N99408059	Seal clamp kit		100/95	
N99200010	EPDM seal		100/100	EPDM
N99200009	EPDM seal		100/95	EPDM
N99200008	Silicone seal 100/100		100/100	SILICONE
N99200007	Silicone seal 100/95		100/95	SILICONE
N99200004	Double elbow Seal			Al
N99200003	Silicone wall seal	white	100	SILICONE

Kit 60/100

Code	Color	n°Test point	External Boiler connection	External Connection Tube	Internal Boiler connection	Internal Connection Tube	Internal/external elbow type	Tube Length	Internal/external tube type	Internal tube thickness	n° wall seal / material	Terminal
N93248005	bianco							860	Extruded AL / Extruded AL	1		Stainless Stell 6 F
N93918097	bianco	2	Flange D128	Seald 95/100, Clamp	F	F	Pressed AL / Pressed AL	860	Extruded AL / Extruded AL	1	2 / EPDM	Stainless Stell 6 F
N93918111	bianco							860	Extruded AL / Extruded AL	1	2 / EPDM	Stainless Stell 6 F

FLUE SYSTEM ACCESSORIES

CODES-CHARACTERISTICS

Code	Description	Color	Diameter	Material	Type	Length	Thickness	Connection
N99200210	Condensate trap							
N99300001	Dispenser							
N99400001	Water pressostate membrane							
N939900300	Chimney		80/125					
N992080800	Chimney	Black	125	Al				
N992003040	Chimney	Black		Al				
N931580081	Tube	White	100	Al	Extruded	1000	1	M F





SITGroup

SIT La Precisa S.p.A.

Viale dell'Industria 31-33

35129 PADOVA - ITALY

Tel. +39/049.829.31.11, Fax +39/049.807.00.93

www.sitgroup.it - e-mail: mkt@sitgroup.it